

To use the COMPUTER:

1. Turn on TV using remote: (RED button)




2. select HDMI 1 for computer (top button)



<< \_\_\_\_\_ use this **TOP** button to change inputs

3. Turn on computer




<< \_\_\_\_\_ power button on **back** of mac mini

To use the LAPTOP w/AIRPLAY:

1. Turn on TV using remote: (RED button)




2. select **HDMI 2** for AIRPLAY (top button)



<< \_\_\_\_\_ use this **TOP** button to change inputs

3. Turn on AIRPLAY



<< \_\_\_\_\_ ensure power is ON

To use the POLYCOM:

1. Turn on TV using remote: (RED button)



2. select **HDMI 3** for POLYCOM (top button)



3. Turn on POLYCOM

